

C1MA / SA / AUTO



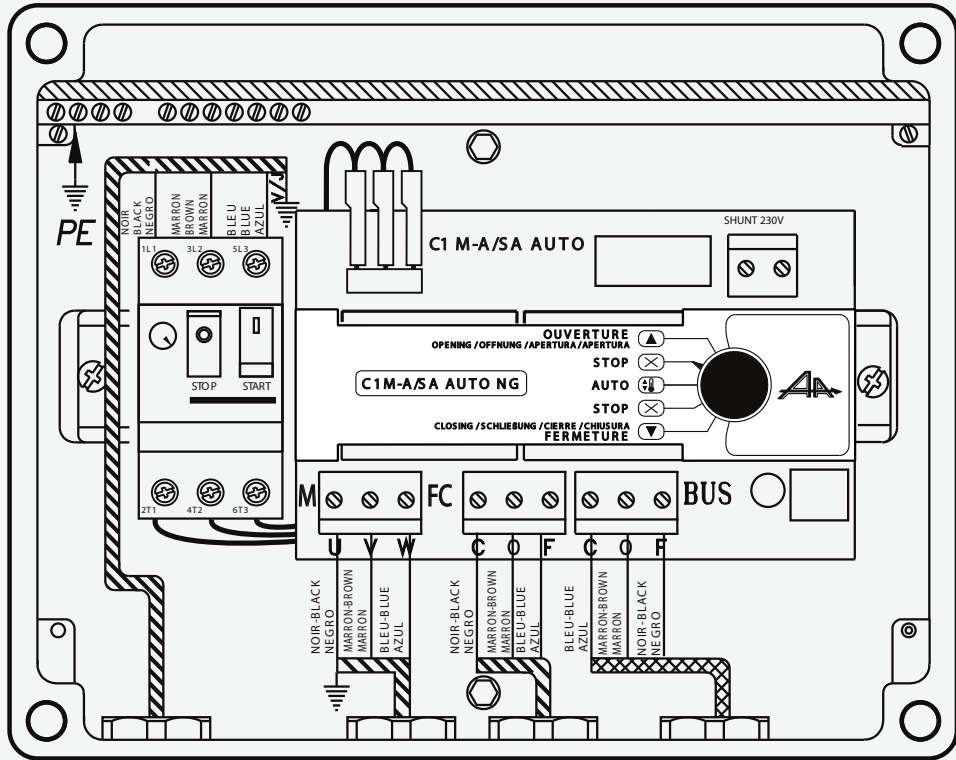
C1MA / SA / AUTO 1/1.6A: PUI0005
C1MA / SA / AUTO 0.6/1A: PUI3023

DESCRIPTION

- Inverter box for 1 ventilation or screen motor
- Box containing a circuit breaker + inverter contact
- 380V box power supply
- Open / Stop / Auto / Close switch
- Possibility of a 220V power supply
- BUS mode connection
- Possibility of serially connecting several C1MA boxes
- Available with several circuit breaker sizes:
 - 0.25/0.4A
 - 0.4/0.63A
 - 0.63/1A
 - 1/1.6A
 - 1.6/2.5A
 - 2.5/4A
 - 4/6.3A

C1MA / SA / AUTO

COFFRET BOTTEUR INVERSEUR SUR CI AVEC COMMANDE MANUELLE INTEGREE
 REVERSING CONTACTOR UNIT WITH INTEGRATE MANUAL CONTROL
 CAJA INVERSOR CON MANDO MANUAL INTEGRADO



ALIMENTATION
POWER SUPPLY
ALIMENTACIÓN

C1M-A/A/AUTO PRECEDENT
PREVIOUS C1M-A/A/AUTO
C1M-A/A/AUTO PRECEDENTE

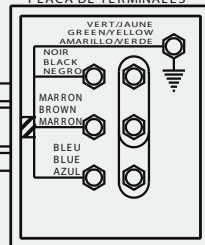
CABLE MOTEUR - MOTOR CABLE - CABLE DEL MOTOR

C1M-A/A/AUTO PRECEDENT
PREVIOUS C1M-A/A/AUTO
C1M-A/A/AUTO PRECEDENTE
24Vac/dc commun+

BUS DE COMMANDE
CONTROL CONDUIT
BUS DE MANDO

ALIM 400/440V TRI
50/60Hz

RACCORDMENT PLAQUE A BORNES
CONNECTION TERMINAL
PLACA DE TERMINALES



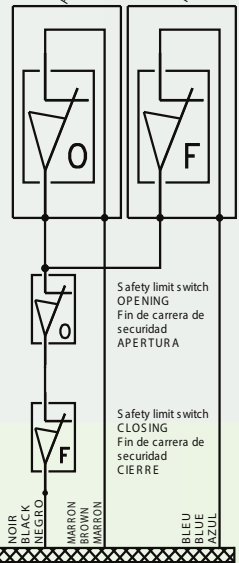
MOTEUR OUVRANT 380V -
VENTILATOR MOTOR 380V -
MOTOR AIREACION 380V -

LES CÂBLES NE SONT PAS
CABLES NOT INCLUDED
CABLES NO INCLUIDOS

AS FOURNIS

Fin De Course OUVERTURE
Limit Switch Range OPENING
Fin De Carrera APERTURA

Fin De Course FERMETURE
Limit Switch Range CLOSING
Fin De Carrera CIERRE



RACCORDMENT PLAQUE A BORNES
CONNECTION TERMINAL
PLACA DE TERMINALES

TYPE	MODELE
C1M-A/A/AUTO V4.0	PUI 2005

Version 01/14